

# COVID-19 UPDATE: Three States with Highest Vaccination Rate Lead the Country with Greatest Increase in COVID-19 Case Rates Last Week

By [Jim Hoft](#)

Published September 20, 2021 at 3:45pm

Data from [John Hopkins COVID-19 Tracker](#) shows that several states with the highest vaccination rates like Maine, New York, and Vermont have the highest increased rate in COVID-19 cases last week.

And the state with the greatest decreased rate in COVID-19 cases was Texas.

Daily new cases per 100k

STATE NAME	7-DAY MOVING AVERAGE	COUNT INCREASE (PAST WEEK)	% INCREASE (PAST WEEK)
Maine	489	3,397	100.00%
New York	5941	37,939	43.13%
Vermont	263	1,520	34.07%
California	9672	65,550	15.28%
Alabama	3125	22,785	14.16%
Pennsylvania	5054	32,859	9.41%
New Jersey	2466	15,722	3.25%
Ohio	6985	48,580	-0.79%

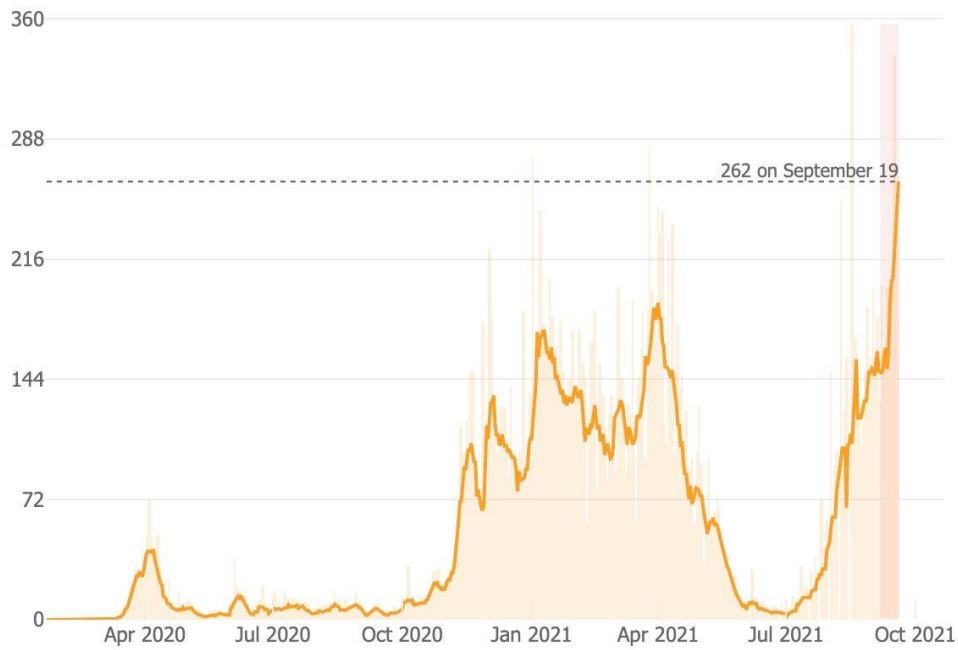
Vermont, leading the country with the highest vaccination rate of 71.30% (fully vaccinated) had a 34.07% increase rate in COVID-19 cases last week.

JOHNS HOPKINS UNIVERSITY & MEDICINE | CORONAVIRUS RESOURCE CENTER

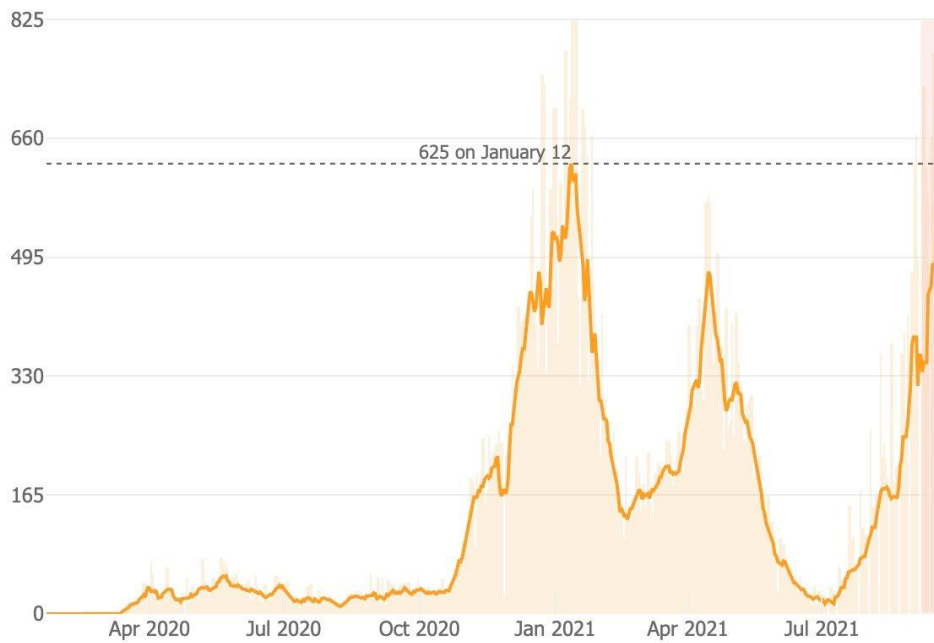
Home Topics ▾ By Region

Tracking Home Data Visualizations ▾ | Global Map U.S. Map Data in Motion

All States Vermont ▾ State Profile > Data Notes >

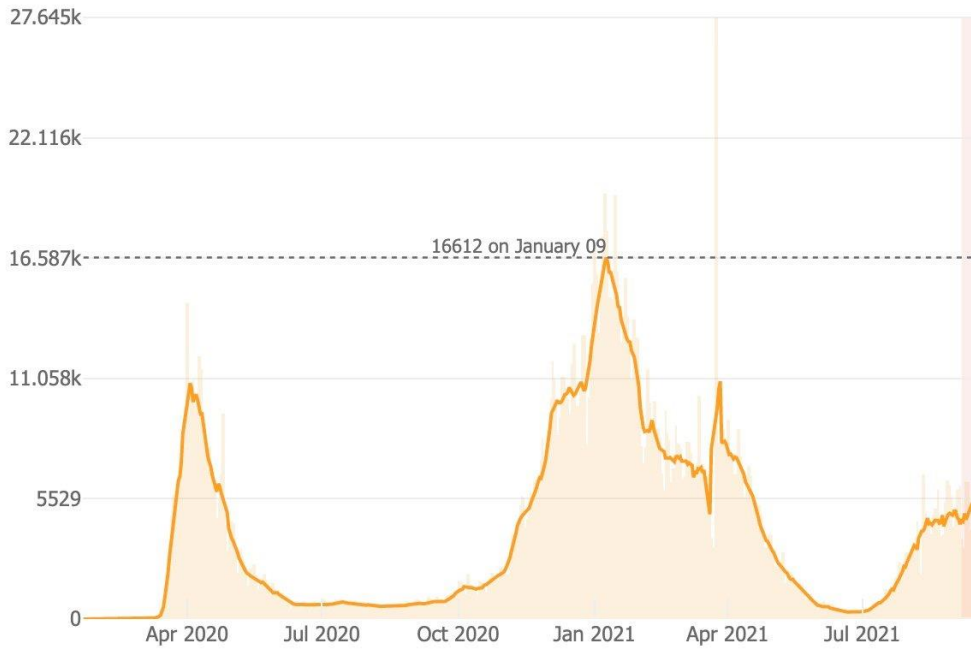


**Maine** is another state that has the highest vaccination rate of **67.92% (fully vaccinated)**. It also saw a record-high 100% increase rate of COVID-19 cases last week.

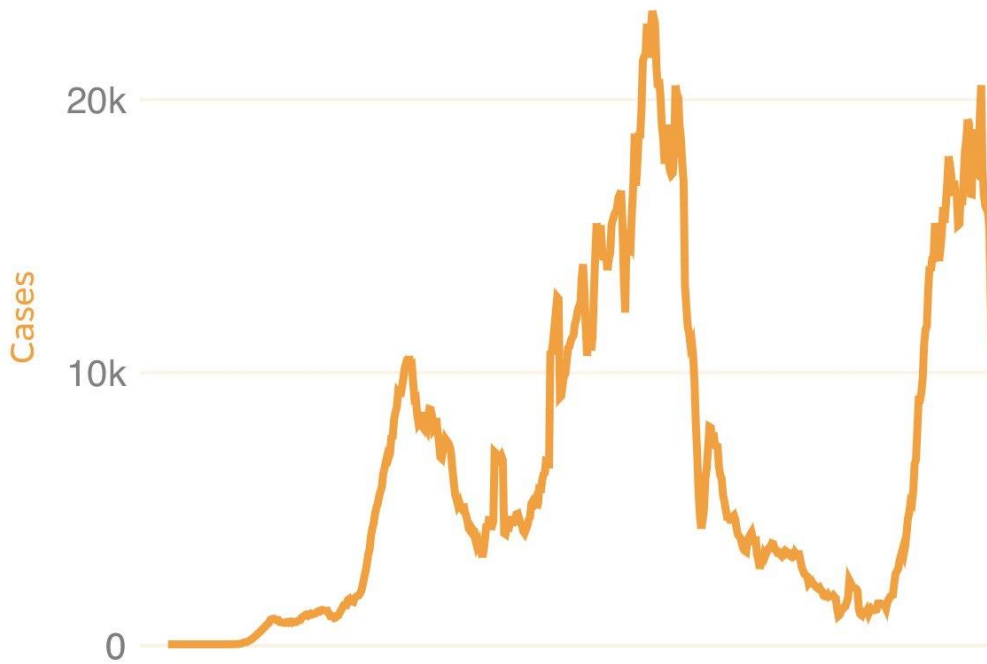


Advertisement - story continues below

[New York](#) ranked 8th has a vaccination rate of [62.18% fully vaccinated](#). The rate of increase over the past week reached 43.13%.



[Texas](#) landed at the 31st spot in the country where [51.50% of its population](#) are fully vaccinated.



It has the largest decrease of -56.57% of COVID cases last week.

And this was despite Joe Biden's flood of unvaxxed Haitians that just poured across its southern border.

Idaho	1002	8,414	-10.00%
Maryland	1292	8,554	-11.00%
Arizona	2721	18,203	-12.54%
Delaware	551	3,148	-17.78%
Missouri	2206	15,042	-20.27%
Puerto Rico	317	2,113	-28.03%
West Virginia	2034	12,828	-39.90%
Hawaii	553	3,589	-55.06%
Texas	11046	110,691	-56.57%